


WALL MOUNT DOUBLE DOOR 48 PORTS FC/ST - FW06



Browse on Mobile



Browse on Web

NEXCONEC® Lockable Double Door distribution box is supplied unloaded as standard and offers the ability to terminate up to 48 fibers housed in a strong metal enclosure for indoor application. An internal splicing section offers a neat and tidy solution for housing up to the adapters and splicing area. A locking for the both sections: Splicing and Patching adds extra security when positioned in un-secure areas.

FEATURES

- ✓ FC or ST Simplex Adapter type
- ✓ Double Door each lockable
- ✓ Removable splice tray for easy installation
- ✓ Accepts loose tube, distribution and pre-terminated cables

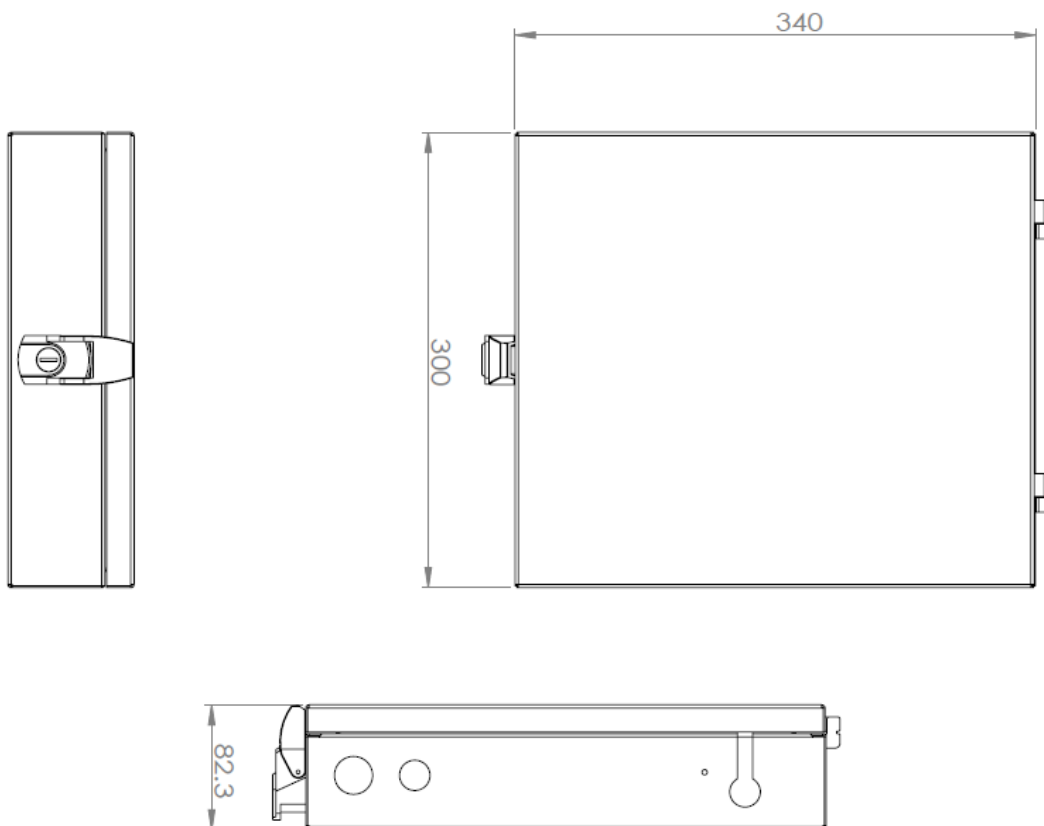
APPLICATIONS

- ✓ LAN /FTTX Networks
- ✓ Data communication Networks
- ✓ Indoor Application


SPECIFICATIONS

Parameters	Value
Dimensions W x H x D	340x300x82.30
N° of Port	48 FC/ST Simplex
Max. Splicing Capacity	96 Splices with 4 Splice trays FSP01
Material	Cold Rolled Steel
Operating Temperature	-40 °C +60°C
Color	Black
Compliant to	RoHS, REACH, SVHC

TECHNICAL DRAWING



ORDER INFORMATION

Product	Part Number	Product Description
	FW06	Indoor Lockable Wall Box Double Door Lockable 24 Positions FC/ST DX Unloaded

Please ask Sales for special configuration and custom loading.